

SPRINGBORO COMMUNITY CITY SCHOOLS

RECONCILIATION FOR MONTH ENDING

DECEMBER 31, 2018



Depository Balances:

5/3 Operating Checking Acct #99903794	\$10,602,981.99	
People's Bank - Grange Scholarship	\$23,623.20	
Total Depository Balances		\$10,626,605.19

Adjustments to Bank Balance:

Outstanding Checks: Accounting	-\$603,602.67	
Payroll	-\$130,374.31	
Outstanding Vcards: Accounting	\$36,336.66	
Adjustments/Notes	\$0.00	
1)	\$ -	
2)	\$ -	
Total Adjustments to Bank Balance		-\$697,640.32

Investments:

CD - Harold E Mills 5/3 Bank	\$40,944.01	
CD - Merle & Mary Allen 5/3 Bank	\$67,180.95	
Huntington Bank Acct #1041012893	\$1,022,246.53	
Star Ohio	\$34,292.71	
5/3 Securities	\$4,854,960.23	
Total Investments		\$6,019,624.43


Total Bank Balances **\$15,948,589.30**

Total Fund Balance **\$15,948,589.30**

\$0.00

Arbiter Account:

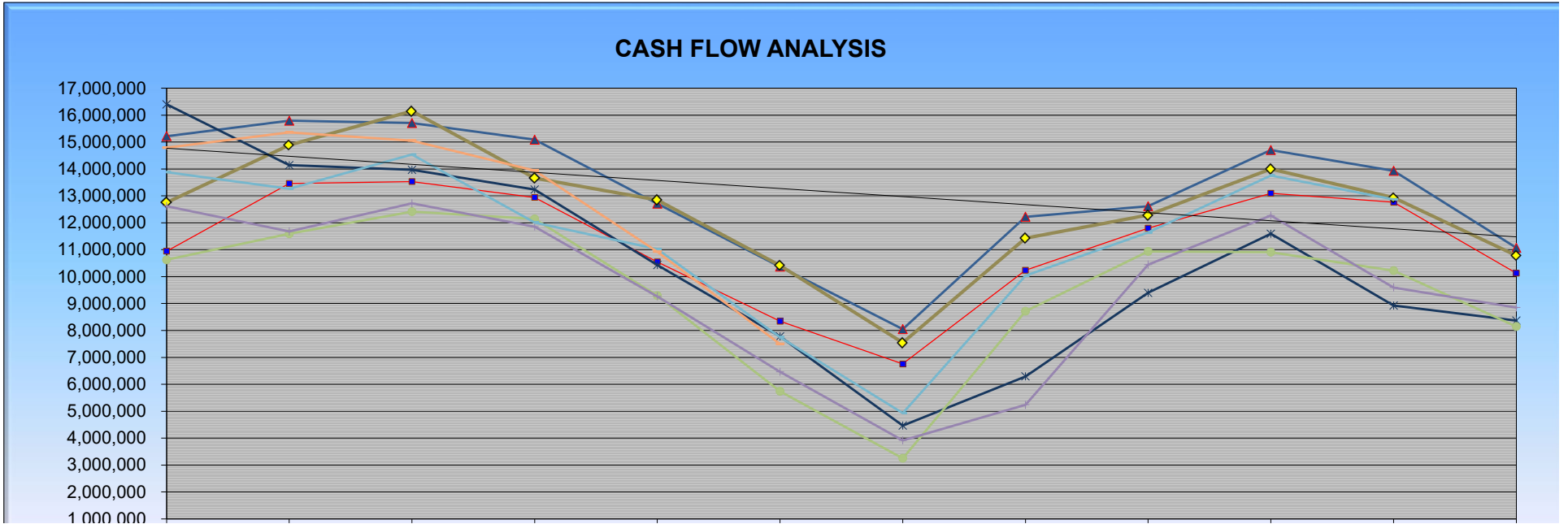
Acct #1095061300 Arbiter Balance	\$4,658.82	
Outstanding Payments	\$0.00	
Book Balance		\$4,658.82


Terrah Floyd, Treasurer/CFO

SPRINGBORO COMMUNITY CITY SCHOOLS
CASH FLOW HISTORY
(Amounts Represent General Fund Month Ending Balances)

Current Month

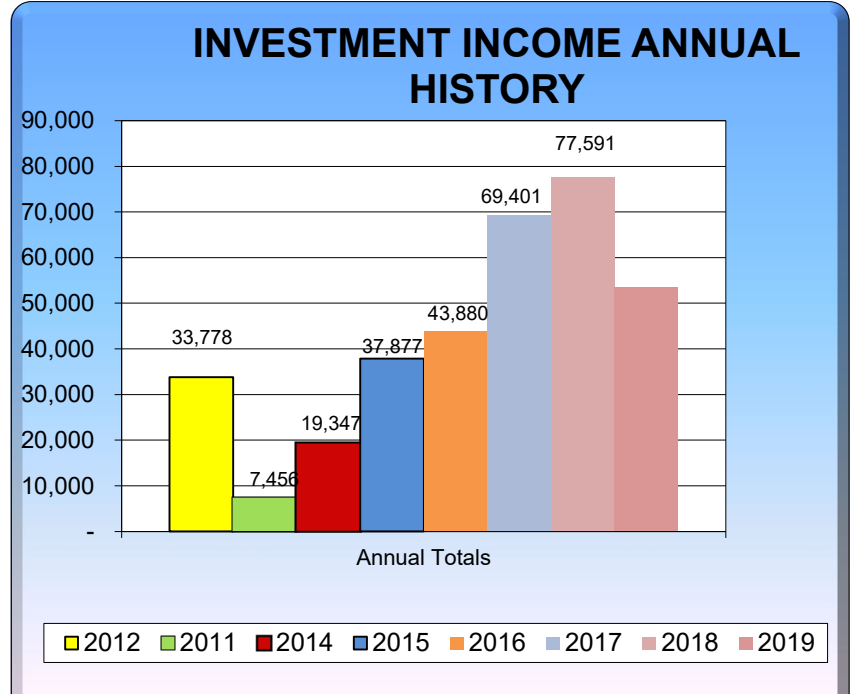
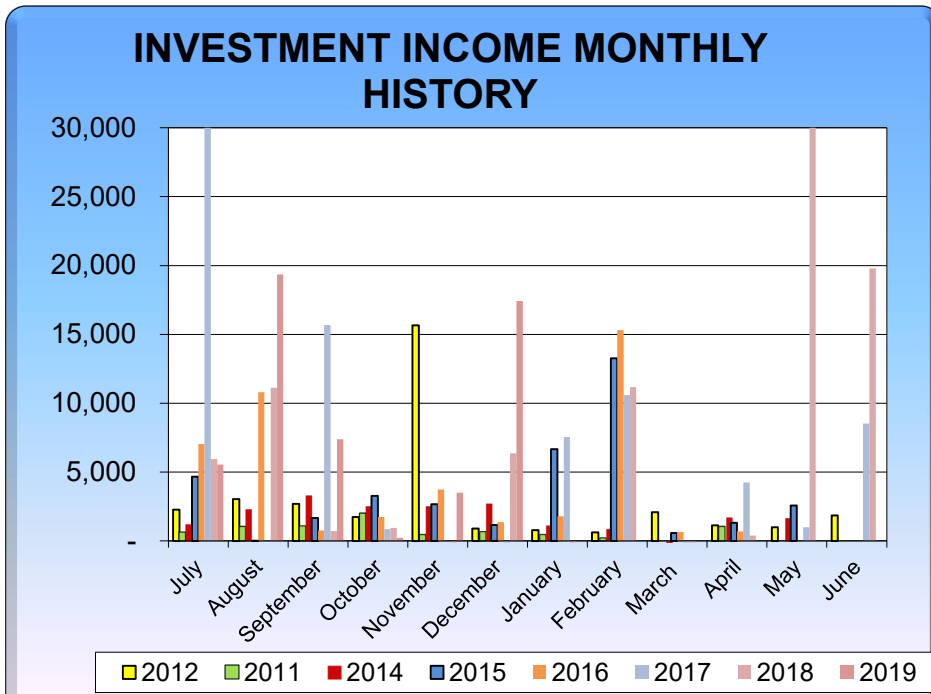
FY	July	August	September	October	November	December	January	February	March	April	May	June
2012	10,943,740	13,460,001	13,533,343	12,939,781	10,548,887	8,338,630	6,754,746	10,234,435	11,799,012	13,093,742	12,762,433	10,127,709
2013	15,219,086	15,793,376	15,706,069	15,088,260	12,712,944	10,370,909	8,047,609	12,223,488	12,614,582	14,701,106	13,930,078	11,070,591
2014	12,754,762	14,885,287	16,147,877	13,663,073	12,844,156	10,417,017	7,543,879	11,426,299	12,288,002	13,994,917	12,934,439	10,782,854
2015	16,398,089	14,138,107	13,965,306	13,233,279	10,429,438	7,777,413	4,466,180	6,292,608	9,395,939	11,591,212	8,923,751	8,368,436
2016	10,623,482	11,592,457	12,413,277	12,141,221	9,292,765	5,739,217	3,250,888	8,715,284	10,935,208	10,909,222	10,225,527	8,145,977
2017	12,620,561	11,682,692	12,720,266	11,857,777	9,266,179	6,461,509	3,916,562	5,234,729	10,445,777	12,264,781	9,598,535	8,850,435
2018	13,886,552	13,267,241	14,540,838	12,011,503	11,023,677	7,753,946	4,931,625	10,037,992	11,637,828	13,756,042	12,868,864	9,976,196
2019	14,785,484	15,359,156	15,055,223	13,943,987	10,922,928	7,502,012						



SPRINGBORO COMMUNITY CITY SCHOOLS
INVESTMENT INCOME HISTORY

Current Month

	July	August	September	October	November	December	January	February	March	April	May	June	ANNUAL
2012	2,283	3,042	2,698	1,752	15,651	898	791	625	2,079	1,126	986	1,847	33,778
2013	621	1025	1055	1947	447	653	457	229	0	1022	0	0	7,456
2014	1221	2279	3249	2495	2490	2687	1129	883	-448	1712	1650	0	19,347
2015	4669	31	1679	3267	2659	1159	6674	13,265	574	1318	2582	0	37,877
2016	7045	10,791	759	1736	3735	1359	1785	15,304	654	685	27	0	43,880
2017	37,964	15	15,685	869	18	(12,835)	7,539	10,587	(4,215)	4,250	1,003	8,521	69,401
2018	5,955	11,125	718	958	-3924	6,360	-2699	11,168	-4284	403	32,017	19,794	77,591
2019	5,558	19,354	7,390	221	3497	17,427							53,447



Fund #	Fund Description	FYTD	MTD	FYTD	Current	Current	Unencumbered	Bank	
Begin	Balance	MTD	Receipts	Expenditures	Expenditures	Fund Balance	Encumbrances	Fund Balance	Code
001	0000 GENERAL								
	8,962,987.02	1,471,840.17	25,480,837.46	4,892,757.51	27,955,024.79	6,488,799.69	2,762,730.00	3,726,069.69	
001	9412 BUDGET RESERVE								
	1,013,208.92	0.00	0.00	0.00	0.00	1,013,208.92	0.00	1,013,208.92	
002	0000 BOND RETIREMENT								
	7,584,471.34	0.00	3,318,613.95	0.00	4,932,003.07	5,971,082.22	0.00	5,971,082.22	
002	9204 MASTER FACILITY PLAN-BOND RETIREMENT								
	268,835.69	0.00	0.00	0.00	0.00	268,835.69	0.00	268,835.69	
003	0000 PERMANENT IMPROVEMENT								
	0.00	0.00	0.00	0.00	0.00	0.00	0.00	0.00	
004	9018 Track & Turf Project FY18								
	363,144.00	22,500.00	22,500.00	22,429.21	385,503.89	140.11	0.00	140.11	
004	9207 BUILDING FUND - MVH PROJECT								
	0.00	0.00	0.00	0.00	0.00	0.00	0.00	0.00	
004	9218 MIRACLE FIELD PROJECT								
	28,220.00	0.00	0.00	0.00	0.00	28,220.00	0.00	28,220.00	
006	0000 FOOD SERVICE FUND								
	942,913.59	146,710.23	759,741.22	139,583.32	756,428.61	946,226.20	276,692.87	669,533.33	
007	9001 PEPSI SCHOLARSHIP								
	6,000.00	0.00	2,000.00	0.00	0.00	8,000.00	0.00	8,000.00	
007	9002 SHS MEMORIAL TRUST FUND								
	2,699.06	0.00	0.00	0.00	0.00	2,699.06	0.00	2,699.06	
007	9003 ERIKA OWEN SCHOLARSHIP FUND								
	716.00	0.00	0.00	0.00	0.00	716.00	0.00	716.00	
007	9093 GRANGE SCHOLARSHIP FUND								
	23,117.25	2.98	5.95	0.00	0.00	23,123.20	0.00	23,123.20	
007	9098 HAROLD E. MILLS SCHOLARSHIP FUND								
	40,263.25	69.53	380.76	0.00	0.00	40,644.01	0.00	40,644.01	
007	9214 WADE SCHOLARSHIP								
	2,700.00	0.00	300.00	0.00	0.00	3,000.00	0.00	3,000.00	
007	9219 Merle & Mary Allen Scholarhsip Fund								
	0.00	114.09	67,180.95	0.00	0.00	67,180.95	0.00	67,180.95	

Fund #	Fund Description	FYTD	MTD	FYTD	Current	Current	Unencumbered	Bank
Begin	Balance	MTD	Receipts	Expenditures	Expenditures	Fund	Balance	Code
		Receipts				Balance	Encumbrances	
018	904A HIGH SCHOOL PUBLIC SCHOOL SUPPORT FUND							
	101,343.12	306.01	26,041.92	9,705.45	76,549.03	50,836.01	208.15	50,627.86
018	905A JR HIGH PUBLIC SCHOOL SUPPORT FUND							
	29,934.93	3,899.07	13,386.26	6,429.24	8,539.77	34,781.42	100.00	34,681.42
018	906A SPRINGBORO INTERMEDIATE PUBLIC SCHOOL SUPPORT							
	11,063.90	1,318.00	18,010.87	1,569.49	16,105.13	12,969.64	5,264.00	7,705.64
018	907A CLEARCREEK ELEMENTARY PUBLIC SCHOOL SUPPORT							
	30,985.06	1,156.70	30,212.55	1,451.95	30,191.55	31,006.06	3,731.48	27,274.58
018	915A DENNIS ELEM EAST - PUBLIC SCHOOL SUPPORT FUND							
	29,481.41	1,240.07	48,144.12	6,112.25	58,223.46	19,402.07	5,636.55	13,765.52
018	918A FIVE POINTS WEST - PUBLIC SCHOOL SUPPORT FUND							
	97,820.78	2,538.60	55,058.75	3,675.21	57,030.76	95,848.77	4,409.73	91,439.04
018	960A Superintendent/District Support							
	11,376.81	0.00	10,193.32	800.00	152.17	21,417.96	0.00	21,417.96
018	970A SUPP SERV/TRANS PUBLIC SCHOOL SUPPORT FUND							
	3,537.98	114.12	444.94	5.00-	511.20	3,471.72	640.00	2,831.72
018	980A CURRICULUM - PUBLIC SCHOOL SUPPORT FUND							
	3,509.45	0.00	0.00	1,297.74	10,836.09	7,326.64-	0.00	7,326.64-
019	9215 GOVS Grant FY15							
	0.41	0.00	0.00	0.00	0.00	0.41	0.00	0.41
019	9218 NASA Grant FY18							
	1,242.46	0.00	0.00	370.00	741.67	500.79	0.00	500.79
019	9219 Warren Cty Board of MRDD Grant FY19							
	0.00	0.00	8,750.00	2,917.00	8,751.00	1.00-	8,749.00	8,750.00-
019	921J JENNINGS GRANTS-TO-EDUCATORS FY12							
	4.25	0.00	0.00	0.00	0.00	4.25	0.00	4.25
019	921S RECOVERY SERVICES-STEPS TO SUCCESS FY11							
	0.00	0.00	0.00	0.00	0.00	0.00	0.00	0.00
019	922S FY12 MENTAL RECOVERY - RE-DO PROGRAM							
	338.18	0.00	0.00	0.00	0.00	338.18	0.00	338.18
019	923K FY13 KINDER MORGAN GRANT							
	0.19	0.00	0.00	0.00	0.00	0.19	0.00	0.19

Fund #	Fund Description	FYTD	MTD	FYTD	Current	Current	Unencumbered	Bank
Begin	Balance	Receipts	Expenditures	Expenditures	Fund Balance	Encumbrances	Fund Balance	Code
019 923M	FY13 - MEN OF STRENGTH VIOLENCE PREV. GRANT							
	2,373.00	0.00	0.00	0.00	2,373.00	0.00	2,373.00	
019 924K	FY14 KINDER MORGAN GRANT							
	190.19	0.00	0.00	0.00	190.19	0.00	190.19	
020 0000	MVH LEASE PAYMENTS/SPECIAL ENTERPRISE FUND							
	0.00	216,150.15	973,244.15	0.00	762,418.70	210,825.45	0.00	210,825.45
022 907B	ATHLETIC TOURNAMENT							
	0.00	0.00	0.00	0.00	0.00	0.00	0.00	0.00
024 9202	FLEXIBLE SPENDING							
	9,091.77	0.00	0.00	0.00	9,091.77	0.00	9,091.77	
200 901A	HIGH SCHOOL PRIDE COMMITTEE							
	1,092.76	0.00	485.66	485.66	358.71	1,219.71	30.00	1,189.71
200 902A	ROBOTICS CLUB - DISTRICT WIDE							
	22,716.61	1,267.36	3,212.99	625.75	12,614.22	13,315.38	2,341.79	10,973.59
200 903A	STAND CLUB							
	403.44	0.00	0.00	0.00	0.00	403.44	0.00	403.44
200 904A	Radio Broadcasting Club							
	200.00	0.00	0.00	0.00	0.00	200.00	0.00	200.00
200 905A	SKI CLUB							
	0.00	2,395.00	12,149.12	0.00	1,126.09	11,023.03	0.00	11,023.03
200 908A	JROTC							
	11,062.13	500.00	6,277.00	9,923.79	11,989.65	5,349.48	0.00	5,349.48
200 909A	HIGH SCHOOL GERMAN CLUB							
	108.38	0.00	0.00	0.00	0.00	108.38	0.00	108.38
200 910A	HS Academic Team							
	363.09	0.00	75.00	0.00	0.00	438.09	0.00	438.09
200 911A	SI - STUDENT COUNCIL							
	1,442.33	0.00	478.00	214.74	486.69	1,433.64	0.00	1,433.64
200 912A	HS ART CLUB							
	5.29	0.00	0.00	0.00	0.00	5.29	0.00	5.29
200 913A	HIGH SCHOOL DRAMA CLUB							
	6,025.70	1,000.00	1,160.00	113.04	1,094.05	6,091.65	186.96	5,904.69

Fund #	Fund Description	FYTD	MTD	FYTD	Current	Current	Unencumbered	Bank
Begin	Balance	Receipts	Expenditures	Expenditures	Fund Balance	Encumbrances	Fund Balance	Code
200 914A	JCOWA (FORMERLY GLOBAL CONNECTIONS)							
	390.94	0.00	175.00	0.00	0.00	565.94	0.00	565.94
200 915A	S.A.D.D.							
	4,224.29	51.00	311.00	0.00	1,243.05	3,292.24	100.00	3,192.24
200 916A	HS LANGUAGE CLUB							
	2,991.40	0.00	0.00	0.00	0.00	2,991.40	0.00	2,991.40
200 917A	HIGH SCHOOL STUDENT COUNCIL							
	24,038.58	100.00	24,120.41	919.16	18,972.29	29,186.70	0.00	29,186.70
200 918A	JR HIGH STUDENT COUNCIL							
	2,255.01	0.00	0.00	85.00	128.84	2,126.17	0.00	2,126.17
200 919A	S-CAPADES							
	18,437.09	5,080.00	13,130.00	15,211.12	24,287.77	7,279.32	104.85	7,174.47
200 920A	JR HIGH YEARBOOK							
	10,667.84	0.00	0.00	0.00	0.00	10,667.84	0.00	10,667.84
200 921A	DENNIS DH CLASS							
	602.95	2,851.00	2,851.00	226.50	226.50	3,227.45	0.00	3,227.45
200 922A	HS JOB AND LIFE SKILLS							
	497.69	85.00	211.00	61.48	138.06	570.63	123.42	447.21
200 925A	HIGH SCHOOL NEWSPAPER							
	1.11	0.00	0.00	0.00	0.00	1.11	0.00	1.11
200 926A	JR HIGH NEWSPAPER							
	254.12	0.00	0.00	0.00	0.00	254.12	0.00	254.12
200 927A	HS NHS							
	1,027.88	0.00	0.00	173.07	558.07	469.81	0.00	469.81
200 928A	S.A.D.D. - JUNIOR HIGH							
	352.99	0.00	0.00	0.00	0.00	352.99	0.00	352.99
200 929A	THE MUSE MACHINE							
	3,215.32	36.00	14,461.00	2,379.00	6,787.00	10,889.32	0.00	10,889.32
200 930A	HS Fishing Club							
	9.24	380.00	604.00	0.00	0.00	613.24	452.00	161.24
200 931A	JH DH CLASS							
	1,053.32	0.00	0.00	0.00	412.85	640.47	0.00	640.47

Fund #	Fund Description	FYTD	MTD	FYTD	Current	Current	Unencumbered	Bank	
Begin	Balance	Receipts	Expenditures	Expenditures	Fund Balance	Encumbrances	Fund Balance	Code	
		MTD Receipts							
200 950A	HS TECH PREP	0.00	0.00	855.00	0.00	852.50	2.50	0.00	2.50
200 954A	JR STATESMEN OF AMERICA	40.00	0.00	0.00	0.00	0.00	40.00	0.00	40.00
200 956A	JH NHS	698.03	194.35	769.35	0.00	698.03	769.35	164.35	605.00
200 960A	HIGH SCHOOL PANTHER EXPRESS	42,341.70	0.00	0.00	0.00	0.00	42,341.70	0.00	42,341.70
200 965A	HS SCIENCE & ENGINEERING CLUB	168.56	0.00	0.00	0.00	0.00	168.56	0.00	168.56
200 969A	CLASS OF 2017	0.00	0.00	0.00	0.00	0.00	0.00	0.00	0.00
200 970A	CLASS OF 2018	1,998.41	0.00	0.00	0.00	1,998.41	0.00	0.00	0.00
200 971A	CLASS OF 2019	3,790.00	0.00	6,704.91	47.00	3,447.00	7,047.91	0.00	7,047.91
200 972A	CLASS OF 2020	0.00	0.00	3,852.00	0.00	3,358.50	493.50	0.00	493.50
200 973A	CLASS OF 2021	0.00	0.00	0.00	0.00	0.00	0.00	0.00	0.00
300 9011	SWIMMING FUNDRAISER ACCT.	670.00	4,798.54	5,534.05	1,217.78	1,217.78	4,986.27	109.21	4,877.06
300 9017	HS GIRLS TRACK - FUNDRAISER	261.81	0.00	0.00	0.00	0.00	261.81	0.00	261.81
300 9018	JH GIRLS TRACK - FUNDRAISER	2,770.04	0.00	0.00	0.00	0.00	2,770.04	0.00	2,770.04
300 901B	ATHLETICS	111,981.14	28,107.01	213,521.35	11,066.29	193,942.26	131,560.23	6,962.94	124,597.29
300 901C	HS BOYS BASKETBALL FUNDRAISER ACCT.	10,955.66	3,259.00	9,484.19	2,613.47	13,652.13	6,787.72	996.16	5,791.56
300 901D	JH BOYS BASKETBALL FUNDRAISER ACCT.	93.00	0.00	0.00	0.00	0.00	93.00	0.00	93.00

Fund #	Fund Description	FYTD	MTD	FYTD	Current	Current	Unencumbered	Bank	
Begin	Balance	Receipts	Expenditures	Expenditures	Fund Balance	Encumbrances	Fund Balance	Code	
300 901E	BOYS SOCCER FUNDRAISER ACCT.	7,809.22	0.00	13,614.77	0.00	6,761.98	14,662.01	0.00	14,662.01
300 901F	SOFTBALL FUNDRAISER ACCT.	5,633.75	1,169.00	1,989.00	0.00	186.77	7,435.98	325.00	7,110.98
300 901G	BASEBALL FUNDRAISER ACCT.	26,367.30	5,260.00	18,757.60	2,073.00	10,546.33	34,578.57	7,630.05	26,948.52
300 901H	HS FOOTBALL FUNDRAISER ACCT.	24,072.89	0.00	9,170.48	360.00	27,399.64	5,843.73	0.00	5,843.73
300 901I	JH FOOTBALL FUNDRAISER	11,650.00	0.00	0.00	0.00	8,852.00	2,798.00	0.00	2,798.00
300 901J	BOWLING FUNDRAISER ACCT.	1,219.64	0.00	0.00	0.00	369.90	849.74	0.00	849.74
300 901K	BOYS GOLF FUNDRAISER ACCT.	8,518.09	0.00	2,185.70	1,873.00	3,232.95	7,470.84	0.00	7,470.84
300 901L	GIRLS GOLF FUNDRAISER ACCT.	2,525.01	0.00	1,936.12	0.00	144.40	4,316.73	0.00	4,316.73
300 901M	HS BOYS TRACK FUNDRAISER ACCT.	7,969.01	0.00	0.00	0.00	0.00	7,969.01	0.00	7,969.01
300 901N	JH BOYS TRACK FUNDRAISER ACCT.	0.00	0.00	0.00	0.00	0.00	0.00	0.00	0.00
300 901O	HS WRESTLING FUNDRAISER ACCT.	844.23	0.00	3,728.10	2,744.00	2,844.00	1,728.33	610.20	1,118.13
300 901P	JH WRESTLING FUNDRAISER ACCT.	503.02	0.00	0.00	0.00	0.00	503.02	0.00	503.02
300 901Q	HS GIRLS BASKETBALL FUNDRAISER ACCT.	10,333.37	125.00	9,989.08	1,378.50	8,053.91	12,268.54	3,320.00	8,948.54
300 901R	JH GIRLS BASKETBALL FUNDRAISER ACCT.	0.00	0.00	0.00	0.00	0.00	0.00	0.00	0.00
300 901S	GIRLS SOCCER FUNDRAISER ACCT.	6,480.21	0.00	15,783.45	2,969.00	12,381.43	9,882.23	0.00	9,882.23
300 901T	HS VOLLEYBALL FUNDRAISER ACCT.	11,851.56	0.00	10,373.35	922.00	17,922.32	4,302.59	350.00	3,952.59

Fund #	Fund Description	FYTD	MTD	FYTD	Current	Current	Unencumbered	Bank
Begin	Balance	Receipts	Expenditures	Expenditures	Fund Balance	Encumbrances	Fund Balance	Code
300 901U	JH VOLLEYBALL FUNDRAISER	0.00	0.00	0.00	0.00	0.00	0.00	
300 901V	Panther Indoor Track Club	6,057.20	6,850.00	6,850.00	0.00	5,656.64	7,250.56	0.00
300 901W	HS CROSS COUNTRY FUNDRAISER ACCT.	5,270.02	0.00	17,272.47	449.52	11,745.65	10,796.84	5,570.48
300 901X	JH CROSS COUNTRY FUNDRAISER ACCT.	4,461.87	0.00	360.00	324.25	4,381.23	440.64	0.00
300 901Y	BOYS TENNIS FUNDRAISER ACCT.	503.37	0.00	0.00	0.00	0.00	503.37	0.00
300 901Z	GIRLS TENNIS FUNDRAISER ACCT.	3,638.57	0.00	2,255.10	0.00	2,436.90	3,456.77	0.00
300 902B	BAND	0.00	4,525.00	26,225.00	24,337.59	25,501.07	723.93	0.00
300 903B	HIGH SCHOOL CHOIR (MUSICALS)	2,838.81	117.00	9,685.57	0.00	3,680.75	8,843.63	5,054.79
300 904B	JR HIGH CHEERLEADERS	142.18	0.00	0.00	251.78	24.90	117.28	0.00
300 905B	HIGH SCHOOL CHEERLEADERS	16,410.48	0.00	21,985.85	279.42	5,728.42	32,667.91	1,118.30
300 906B	SYB - SPRINGBORO YOUTH BASKETBALL	10,059.00	0.00	0.00	0.00	0.00	10,059.00	0.00
300 907B	ATH/TOURNAMENT	0.00	0.00	3,540.00	0.00	2,715.00	825.00	0.00
300 908B	HS BOYS LACROSSE	25.00	0.00	0.00	0.00	0.00	25.00	0.00
300 909B	JR HIGH SHOW CHOIR	7,357.20	0.00	0.00	1,115.50	1,115.50	6,241.70	0.00
300 910B	HS GIRLS LACROSSE	0.00	0.00	0.00	0.00	0.00	0.00	0.00
300 911B	H.S. SHOW CHOIR	70.07	410.00	410.00	0.00	63.49	416.58	0.00

Fund #	Fund Description	FYTD	MTD	FYTD	Current	Current	Unencumbered	Bank	
Begin	Balance	Receipts	Expenditures	Expenditures	Fund Balance	Encumbrances	Fund Balance	Code	
300 913B	H.S. Acappella	0.00	125.00	207.00	0.00	207.00	180.00	27.00	
300 914B	HIGH SCHOOL CHEERLEADING COMPETITIONS	10,519.74	7,806.00	40,941.65	6,526.90	14,070.41	37,390.98	29,172.00	8,218.98
300 915B	HIGH SCHOOL HOCKEY	2,716.11	14,511.00	40,271.28	13,522.78	33,293.30	9,694.09	2,260.72	7,433.37
300 916B	SPECIAL OLYMPICS	2,023.13	0.00	0.00	0.00	0.00	2,023.13	0.00	2,023.13
300 917B	TURF MAINTENANCE FUND	3,446.78	500.00	5,020.00	0.00	3,446.78	5,020.00	0.00	5,020.00
300 918B	JR HIGH CHEERLEADING COMPETITION	44.75	0.00	17,162.94	2,833.00	7,940.24	9,267.45	469.93	8,797.52
300 919B	FIVE POINTS ELEM. STUDENT COUNCIL	3,537.10	620.50	620.50	620.00	1,025.00	3,132.60	0.00	3,132.60
300 920B	DENNIS ELEMENTARY-STUDENT COUNCIL	1.62	0.00	2,597.54	0.00	0.00	2,599.16	0.00	2,599.16
300 921B	TRACK MAINTENANCE FUND	6,986.71	0.00	0.00	0.00	6,986.71	0.00	0.00	0.00
300 9511	CAMP HS BASEBALL	4,716.00	0.00	2,880.00	0.00	7,596.00	0.00	0.00	0.00
300 9512	CAMP HS BOYS BASKETBALL	6,568.00	0.00	4,190.00	0.00	10,758.00	0.00	0.00	0.00
300 9516	CAMP HS FOOTBALL	15,290.00	0.00	1,510.00	0.00	16,795.00	5.00	0.00	5.00
300 9517	Boro Extra 2% Basketball Club	0.00	0.00	0.00	0.00	0.00	0.00	0.00	0.00
300 9523	JH CROSS COUNTRY CAMP	1,770.00	0.00	3,995.00	0.00	5,765.00	0.00	0.00	0.00
300 9532	CAMP HS GIRLS BASKETBALL	2,308.10	0.00	4,890.00	0.00	7,198.10	0.00	0.00	0.00
300 9535	CAMP HS VOLLEYBALL	1,340.00	0.00	3,610.00	0.00	4,950.00	0.00	0.00	0.00

Fund #	Fund Description	FYTD	MTD	FYTD	Current	Current	Unencumbered	Bank
Begin	Balance	Receipts	Expenditures	Expenditures	Fund Balance	Encumbrances	Fund Balance	Code
587 9217	PRESCHOOL SPECIAL ED FY17	0.00	0.00	0.00	0.00	0.00	0.00	
587 9218	PRE-SCHOOL SP ED FY18	0.00	0.00	0.00	0.00	0.00	0.00	
587 9219	PRE-SCHOOL SPEC ED	0.00	4,200.00	11,200.00	2,800.00	11,200.00	0.00	0.00
590 9217	TITLE IIA ITQ FY17	0.00	0.00	0.00	0.00	0.00	0.00	0.00
590 9218	TITLE II-A ITQ FY18	114.62	0.00	114.62-	0.00	0.00	0.00	0.00
590 9219	TITLE II-A FY19	0.00	8,101.31	17,825.26	9,412.74	20,178.78	2,353.52-	10,526.55
599 9218	Title IV-A ESSA	0.00	0.00	0.00	0.00	0.00	0.00	0.00
599 9219	Student Support & Academic Enrich FY19	0.00	0.00	0.00	0.00	0.00	0.00	0.00
GRAND TOTALS:								
	20,104,771.59	2,122,147.83	32,066,489.57	5,313,390.75	36,222,671.86	15,948,589.30	3,169,592.93	12,778,996.37